



2X15" Subwoofer

Applications

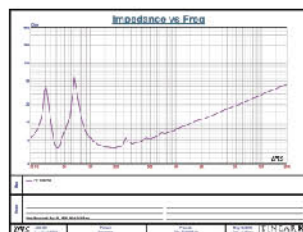
- Theatre sub-bass
- Live sound reinforcement sub-bass
- Multi-purpose room sub-bass
- Nightclub and disco sub-bass

Features

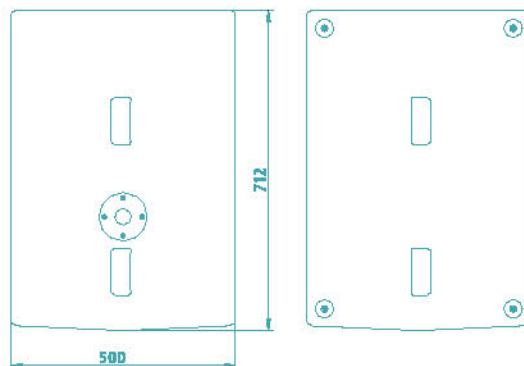
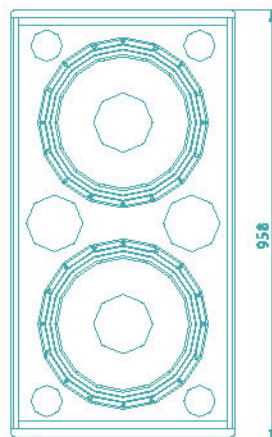
- Dual 15" subwoofer is designed for applications where low frequency is highly required such as concert hall, theater, performance center, Disco etc. TH625B is the first choice for high power, large dynamic range and high SPL applications.
- The upper socket design makes it possible to mount with other TH speakers.



Frequency Response Curve



Impedance Curve



Specifications

Frequency Response	40Hz - 300Hz
Sensitivity(1W/1m)	101dB
SPL	132dB continuous , 138dB peak
Power Rated (AES)	1200W
Nominal Impedance	4 Ω
Connector	2 SPEAKON NL4MP 2+2-
Dimension(WxDxH)	510mmx712mmx960mm
Weight	65kg
Recommended AMP	MA8200



PORTABLE COLLECTION

TC Series
Time Correct Series

PLATINUM

SR Series

PS Series

PL Series

PX Series

K Series

LAX
OLYMPIC Series
www.lax-pro.com